

Year range: 2010 to 2015

Publications  
**16,107** ▲

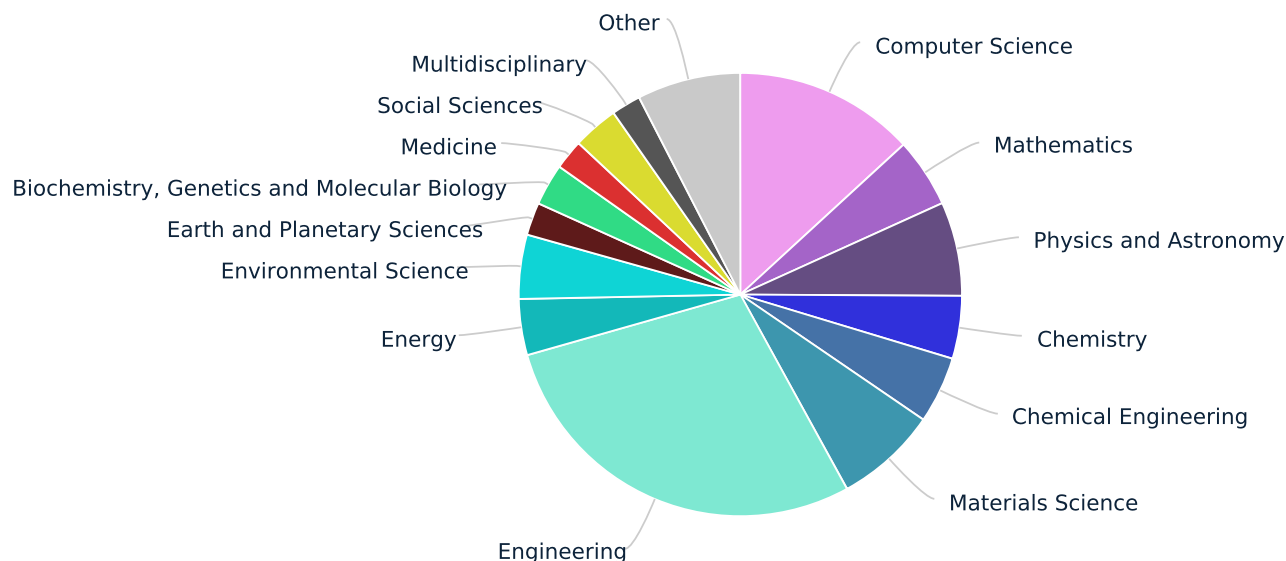
Citations  
**46,231**

Authors  
**9,967** ▲

Field-Weighted Citation Impact  
**1.05**

Citations per Publication  
**2.9**

## Publications by Subject Area



## Performance indicators

### Outputs in Top Percentiles

Publications in top 10% most cited worldwide



Universiti Teknologi Malaysia:  
**8.3%**  
Malaysia:  
7.5%

### Publications in Top Journal Percentiles

Publications in top 10% journals by SNIP



Universiti Teknologi Malaysia:  
**13.7%**  
Malaysia:  
10.9%

### International Collaboration

Publications co-authored with Institutions in other countries



Universiti Teknologi Malaysia:  
**33.8%**  
Malaysia:  
33.8%

### Academic-Corporate Collaboration

Publications with both academic and corporate affiliations



Universiti Teknologi Malaysia:  
**0.3%**  
Malaysia:  
0.6%

[View data sources](#)

2010 to 2015 ▾

no subject area filter selected

[ASJC](#)

Summary

Publications

Viewed

**Citations**

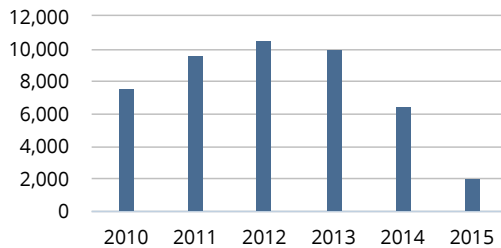
Collaboration

Economic Impact

Authors

Competencies

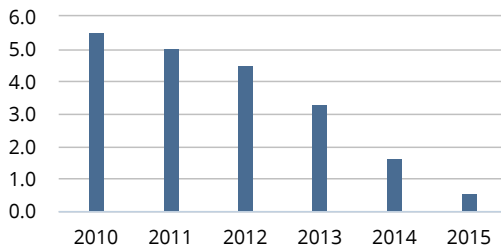
## Citation Count



**46,231**

number of citations received by publications at Universiti Teknologi Malaysia

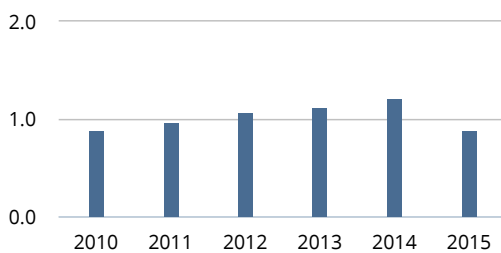
## Citations per Publication



**2.9**

average number of citations per publication at Universiti Teknologi Malaysia

## Field-Weighted Citation Impact



**1.05**

Field-Weighted Citation Impact of Universiti Teknologi Malaysia

[View data sources](#)

2010 to 2015 ▼

no subject area filter selected

Summary

Publications

Viewed

Citations

Collaboration

Economic Impact

**Authors**

Competencies

## Authors

Top 100 authors, by number of publications at Universiti Teknologi Malaysia over the period .

Note that some authors may no longer be affiliated with Universiti Teknologi Malaysia.

Name	Publications	Most recent publication	Citations ▼	h-index
1. Ismail, Ahmad Fauzi	345	2015	3,791	45
2. Abdul Kadir, Mohammed Rafiq	217	2015	802	15
3. Rahman, Tharek Abd Abd D	193	2015	465	11
4. Rahim, Ruzairi Abdul Abdul J	189	2015	422	14
5. Rahim, Mohamad Kamal Abdul A	183	2015	457	12
6. Ali, Jalil Bin	170	2015	975	18
7. Nor Azwadi, Che Sidik	162	2015	427	13
8. Fisal, Norsheila Bt	140	2015	232	10
9. Selamat, Ali Thanh	140	2015	325	11
10. Hassan, Azman	139	2015	941	21
11. Abdullah, Abdul Hanan Bin	138	2015	420	11
12. Rahim, Sharul Kamal Abdul	138	2015	357	10
13. Kamarudin, Muhammadramlee	135	2015	493	15
14. Sarmin, Nor Haniza	126	2015	108	6
15. Rahmat, Mohd Fua Ad Bin Hj	119	2015	352	12
16. Supriyanto, Eko	118	2015	249	8
17. Ismail, Razali	116	2015	226	10
18. Hashim, Mazlan	115	2015	444	13
19. Shamsuddin, Šiti Mariyam Hj Hj	113	2015	397	12
20. Deris, Safaai Bin	110	2015	149	10
21. Mustafa, Mohd Wazir Bin	110	2015	379	14
22. Salim, Naomie Binti	105	2015	297	12
23. Salam, Zainal Bin	103	2015	1,452	18
24. Mohamad, Mohd Saberi Aberi	102	2015	121	7
25. Hainin, Mohd Rosli	100	2015	185	11
26. Yusof, Sharifah Kamilah Syed Syed	99	2015	111	7
27. Idrus, Sevia Mahdaliza	96	2015	173	8
28. Kassim, Khairul Anuar Bin	94	2015	292	11
29. Yusof, Noordin Mohd Ohd	93	2015	285	13
30. Abdul Wahid, Mazlan	91	2015	499	15
31. Amin, Nor Aishah Saidina	91	2015	1,264	26
32. Syahrullail, Samion Samion	91	2015	253	9

33.	Manan, Zainuddin Abdul	90	2015	694	21
34.	Hamzah, Esah Binti	89	2015	231	9
35.	Shafie, Sharidan	89	2015	227	9
36.	Hashim, Siti Zaiton Mohd Mohd	88	2015	368	10
37.	Idris, Mohd Hasbullah	87	2015	472	12
38.	Wan Alwi, Sharifah Rafidah	86	2015	643	16
39.	Hashim, Haslenda	85	2015	566	13
40.	Wong, Kuan Yew	85	2015	402	17
41.	Ghoshal, Sib Krishna Rishna	84	2015	452	14
42.	Sudirman, Rubita	84	2015	105	6
43.	Ahmadi, Mohammad Taghi Aghi	83	2015	338	10
44.	Idris, Ani	80	2015	584	16
45.	Marghany, Maged Mahmoud	80	2015	208	12
46.	Öchsner, Andreas	80	2014	312	18
47.	Sahar, Md Rahim	80	2015	443	14
48.	Rahim, Herlina Abdul Abdul	78	2015	164	7
49.	Ani, Faridnasir	77	2015	595	18
50.	Sanagi, Mohd Marsin	76	2015	444	17
51.	Illias, Rosli Md D	74	2015	232	16
52.	Hassan, Mohammad Yusri	71	2015	307	11
53.	Ibrahim, Wan Aini Wan Wan	71	2015	459	16
54.	Jaafar, Mohammad Nazri Mohd	70	2015	199	9
55.	Lau, Woeijye	70	2015	678	14
56.	Izman, S.	69	2015	112	8
57.	Ngah, Razali	69	2015	41	4
58.	Seman, Norhudah	69	2015	56	6
59.	Wahit, Mat Uzir Bin	69	2015	397	15
60.	Hamid, Mohamad Rijal B	68	2015	235	10
61.	Haron, Habibollah	68	2015	386	11
62.	Mohammed, Hussein A.	68	2015	551	22
63.	Samsuri, Noor Asmawati	68	2015	134	5
64.	Wahab, Norhaliza Abdul Abdul Abdul	68	2015	102	7
65.	Bidin, Noriah Bte	67	2015	114	6
66.	Husain, Abdul Rashid	67	2015	106	6
67.	Mat Darius, Intan Zaurah Mat	67	2015	161	10
68.	Abd. Majid, Muhd Zaimi	66	2015	183	9
69.	Abdul-Malek, Zulkurnain Abdul	66	2015	107	6
70.	Maimun, Adi Maimun Abdul	66	2015	53	4
71.	Triwahyono, Sugeng	66	2015	733	18
72.	Ibrahim, Roliana Binti	65	2015	60	4
73.	Jawawi, Dayang Norhayati Abang	65	2015	84	6
74.	Ourdjini, Ali	65	2015	275	10
75.	Idris, Nik Rumzi Nik Nik	64	2015	288	11

76.	Hashim, Suhairul	63	2015	236	10
77.	Hassim, Mimi Haryani	63	2015	243	10
78.	Sharif, Safian	63	2015	400	13
79.	Jalil, Aishah Abdul	62	2015	737	18
80.	Supa'at, Abu Sahmah Mohd Mohd	62	2015	169	8
81.	Ariffin, Sharifah Hafizah Syed Syed	61	2015	78	6
82.	Leow, Peiling	61	2015	98	6
83.	Marto, Aminaton Binti	61	2015	148	7
84.	Rahman, Azizah Abdul Abdul	61	2015	102	5
85.	Ayob, Amran Bin	60	2015	58	4
86.	Hadibarata, Tony	60	2015	312	14
87.	Muhamad, Ida-Idayu Idayu Dayu	60	2015	166	9
88.	Tahir, Mahmood Md Md	60	2015	138	8
89.	Mahmood, Nasrul Humaimi Bin	59	2015	84	4
90.	Bakar, Kamalrulnizamabu	58	2015	291	9
91.	Mohammad, Abu Bakar Bin	58	2015	159	10
92.	Sulong, Ghazali Bin	58	2015	95	6
93.	Nur, Hadi	57	2015	201	15
94.	Wagiran, Husin	57	2015	196	10
95.	Abd Razak, Shukor	56	2015	167	8
96.	Majid, H. A.	56	2015	203	8
97.	Marsono, Muhammad Nadzir B	56	2015	54	5
98.	Rasli, Amran Md Mohd	56	2015	75	4
99.	Mailah, Musa	55	2014	192	11
100.	Yusop, Zulkifli	55	2015	120	11

[View data sources](#)

2010 to 2015 ▼

no subject area filter selected

[ASJC](#)

Summary

Publications

Viewed

Citations

**Collaboration**

Economic Impact

Authors

Competencies

## Top collaborating Institutions

by number of publications co-authored with Universiti Teknologi Malaysia

Institution	Co-authored publications	Citations received for co-authored publications	Co-authors	Field-Weight ▼
1. University of Malaya	477	1,861	415	1.23
2. Islamic Azad University	413	1,398	315	1.33
3. Universiti Tun Hussein Onn Malaysia	371	724	263	1.57
4. Universiti Malaysia Perlis	369	838	222	0.84
5. Universiti Teknologi MARA	319	686	323	0.89
6. Universiti Putra Malaysia	309	1,215	307	0.98
7. Universiti Kebangsaan Malaysia	291	1,058	288	1.12
8. University Malaysia Pahang	282	699	225	1.04
9. Universiti Sains Malaysia	280	1,184	239	1.13
10. Universiti Teknikal Malaysia Melaka	271	501	254	1.06

**ELSEVIER**

[About SciVal ↗](#)

[Terms and conditions ↗](#)

[Privacy statement ↗](#)

[Contact](#)

© 2016 Elsevier B.V. ↗ All rights reserved. SciVal ® is a registered trademark of Reed Elsevier Properties S.A., used under license.

 RELX Group™

[View data sources](#)

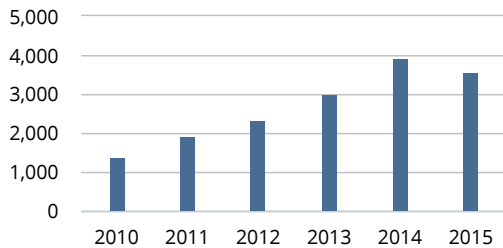
2010 to 2015 ▾

no subject area filter selected

[ASJC](#)

Summary	<b>Publications</b>	Viewed	Citations	Collaboration	Economic Impact	Authors	Competencies
---------	---------------------	--------	-----------	---------------	-----------------	---------	--------------

## Scholarly Output



**16,107**

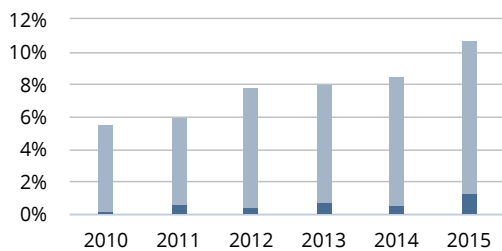
number of publications by authors at Universiti Teknologi Malaysia

[View list of publications](#)

## Outputs in Top Percentiles

Share of publications at Universiti Teknologi Malaysia that are among the most cited publications worldwide

Show as field-weighted



**1,331 (8.3%)**

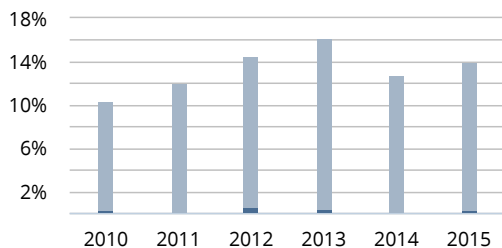
number of publications in the top 10% most cited publications worldwide

[View list of publications](#)

% of publications in top 10% most cited  
% of publications in top 1% most cited

## Publications in Top Journal Percentiles

Share of publications at Universiti Teknologi Malaysia that are in the top journals by  ▾



**1,718 (13.7%)**

number of publications in the top 10% journals by SNIP

[View list of publications](#)

% of publications in top 10% journals  
% of publications in top 1% journals

## Most cited publications

Top 5 publications at Universiti Teknologi Malaysia, by number of citations

Publication

Aroon, M.A., Ismail, A.F., Matsuura, T. and 1 more

Performance studies of mixed matrix membranes for gas separation: A review.

Citations

188

(2010) Separation and Purification Technology, 75 (3), pp. 229-242.

[View in Scopus ↗](#)

Akhtar, J., Amin, N.A.S.

169

**A review on process conditions for optimum bio-oil yield in hydrothermal liquefaction of biomass.**

(2011) Renewable and Sustainable Energy Reviews, 15 (3), pp. 1615-1624.

[View in Scopus ↗](#)

Ishaque, K., Salam, Z., Amjad, M. and 1 more

155

**An improved particle swarm optimization (PSO)-based MPPT for PV with reduced steady-state oscillation.**

(2012) IEEE Transactions on Power Electronics, 27 (8), pp. 3627-3638.

[View in Scopus ↗](#)

Ishaque, K., Salam, Z., Taheri, H.

143

**Simple, fast and accurate two-diode model for photovoltaic modules.**

(2011) Solar Energy Materials and Solar Cells, 95 (2), pp. 586-594.

[View in Scopus ↗](#)

Uddin, M., Shah, A., Alsaqour, R. and 1 more

140

**Measuring efficiency of tier level data centers to implement green energy efficient data centers.**

(2013) Middle East Journal of Scientific Research, 15 (2), pp. 200-207.

[View in Scopus ↗](#)

---

**ELSEVIER**

[About SciVal ↗](#)

[Terms and conditions ↗](#)

[Privacy statement ↗](#)

[Contact](#)

© 2016 Elsevier B.V. ↗ All rights reserved. SciVal ® is a registered trademark of Reed Elsevier Properties S.A., used under license.

 RELX Group™



[View data sources](#)

2010 to 2015 ▾

no subject area filter selected

[ASJC](#)

Summary

Publications

**Viewed**

Citations

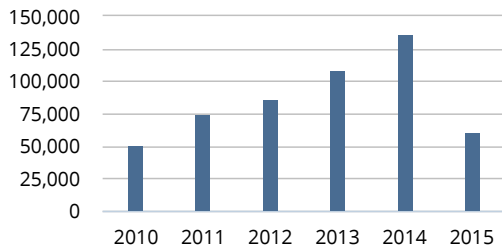
Collaboration

Economic Impact

Authors

Competencies

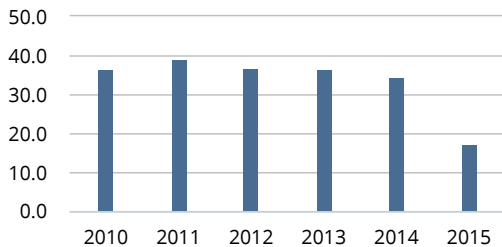
## Views Count



**517,542**

number of Scopus views received by publications at Universiti Teknologi Malaysia

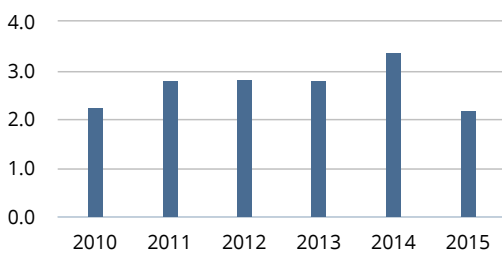
## Views per Publication



**32.1**

average number of Scopus views per publication at Universiti Teknologi Malaysia

## Field-Weighted View Impact



**2.76**

Field-Weighted View Impact of Universiti Teknologi Malaysia